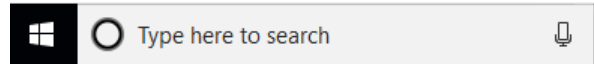


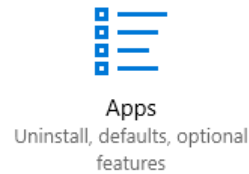
## Selecting Google Chrome as Your Default Web Browser

Created 2/26/2019

1. In the Windows 10 Search box enter "Settings" and press Enter.



2. Locate and click App.



3. In the left-hand panel locate and click Default Apps.

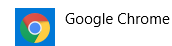
4. Locate "Web browser" in the center panel. If Microsoft Edge or Internet Explorer is displayed under Web browser click the browser name and then click Google Chrome. Doing so will select Chrome as your default browser.

If Google Chrome is displayed under Web browser then it's already your default browser.

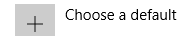
### Default apps

Choose default apps


Email



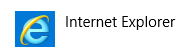
Maps



Music player



Web browser



Reset to the Microsoft recommended defaults

Reset